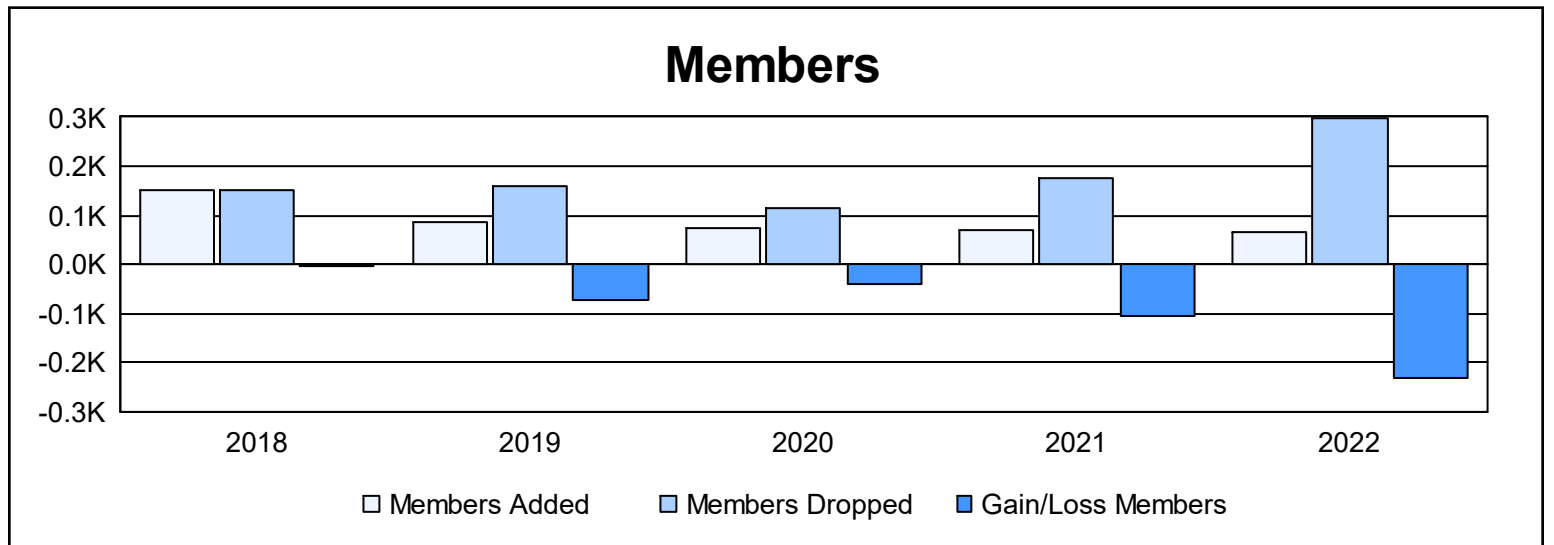
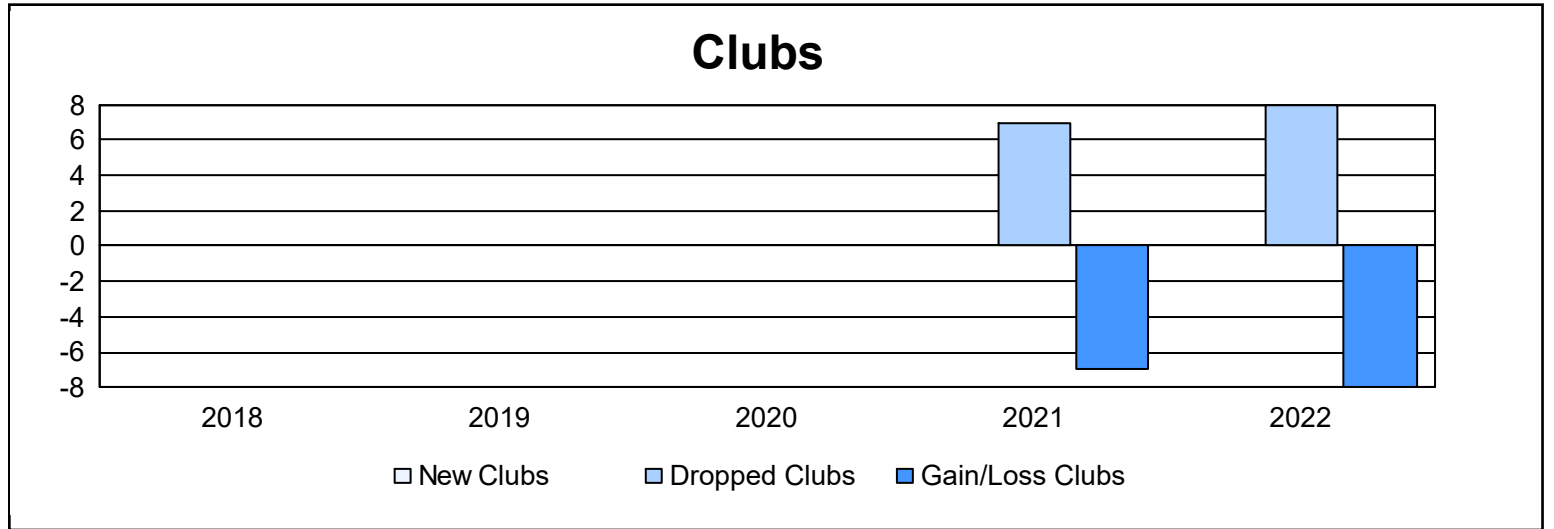
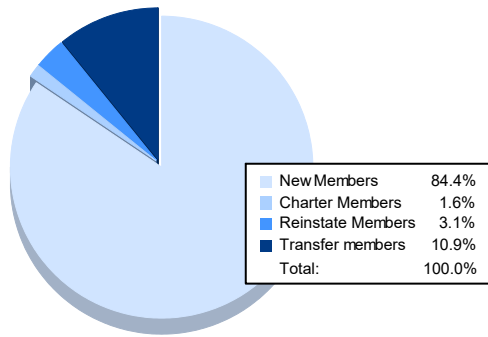


Year	New Clubs	Dropped Clubs	Gain/ Loss Clubs	New Members	Charter Members	Reinstate Members	Transfer Members	Total Member Added	Total Members Dropped	Gain/ Loss Members
2017-2018	0	0	0	102	10	5	34	151	153	-2
2018-2019	0	0	0	75	0	3	7	85	158	-73
2019-2020	0	0	0	71	0	2	1	74	115	-41
2020-2021	0	7	-7	50	8	9	3	70	177	-107
2021-2022	0	8	-8	54	1	2	7	64	297	-233
<b>Average</b>	<b>0</b>	<b>3</b>	<b>-3</b>	<b>70</b>	<b>4</b>	<b>4</b>	<b>10</b>	<b>89</b>	<b>180</b>	<b>-91</b>



### Membership Composition June 2022 Cumulative



### Gender Composition June 2022 Cumulative

